

50 years  
of experience  
with plants of  
reverse osmosis



## HIGH PRESSURE PUMPING UNITS FOR REVERSE OSMOSIS




**Affordable, established, high-quality solutions**

**Request a Quote**

[www.three-es.it](http://www.three-es.it)

# WHY BUY A PUMPING UNIT ASSEMBLED?

- **EASY TO INSTALL:  
PLUG&PLAY SOLUTION**
- **I HAVE A PRODUCT THAT  
IS ALWAYS IN STOCK**
- **I CAN FOCUS MY PRODUCTIVE FORCE  
PRODUCTION ON MY CORE BUSINESS**



## Technological Advantages

THREE ES designs advanced high-pressure pumping solutions suitable for the most demanding applications. Thanks to our research center we are able to offer products with unique features in the market such as:

- ✓ **RELIABILITY AND LONG SERVICE LIFE**  
Product proven through 50 years of experience in the reverse osmosis industry. High quality, high strength materials and accessories guarantee excellent performance, lifetime and corrosion resistance even in the harshest environments.
- ✓ **LOW PERFORMANCE AND CONSUMPTION**  
The high efficiency of the positive displacement pumps, combined with new high-efficiency, lightweight, environmentally friendly and durable materials, also optimises energy consumption. With over 50 years of experience in the field, we offer the best pumping systems for reverse osmosis plants.
- ✓ **PREDICTIVE DIAGNOSTICS**  
Our pumping units can be supplied with the self-diagnostic system, which, thanks to Wi-Fi and 5G connectivity, allows you to monitor the correct operation of the pumping unit and report preventive maintenance, such as oil change, pump seal replacement, and more.

[Request a Quote](#)

# Application

## Environmental:



- Industrial wastewater treatment
- Leachate treatment
- Water treatment and potable water treatment

## Food and Beverage:

- Juice concentration
- Wine and vinegar concentration
- Water Treatment.

## Reverse osmosis of salt water (SWRO):

- Work and pleasure boats
- Tourist resorts
- Off-shore platforms



[Request a Quote](#)

# STANDARD MODELS

Lpm	Bar	RPM	KW ABSORBED	KW INSTALLED
11,5	65	1450	1,4	1,5
13,5	65	1450	1,7	2,2
15	65	1450	1,9	2,2
18	65	950	2,3	3
23	65	1450	2,9	4
38	65	950	4,8	5,5
40	65	1450	5	5,5
59	65	1450	7,4	7,5
59	65	950	7,4	7,5
73	65	1180	9,2	11
88	65	950	10,2	11
95	65	1025	11	15
120	65	750	15	18,5
170	65	750	19	22
227	65	520	26,5	30
380	65	680	48	55
454	65	520	26,5 + 26,5	75
600	65	540	38 + 38	90
760	65	680	48 + 48	110

For flow rates and pressures not listed, contact our technicians.

**Modules**  
**PLUG AND PLAY**  
already assembled and  
ready for use.

**THREE ES**



**THREE ES Srl**  
Via Libertà 105  
20824 Lazzate (MB), Italy  
+39 02.96328225 - sales@three-es.it  
www.three-es.it



**Request a Quote**